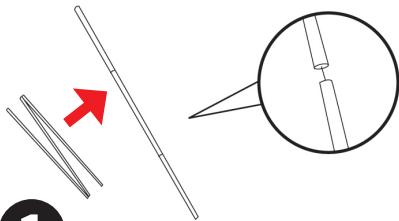


INSTRUCTIONS

Tower Stand

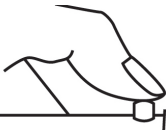


Includes:
Sectional Tube Frame
Base
Top Arm
Black Canvas Bag



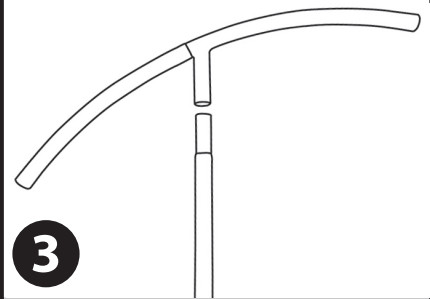
1

Unfold and align sectional tube frame.



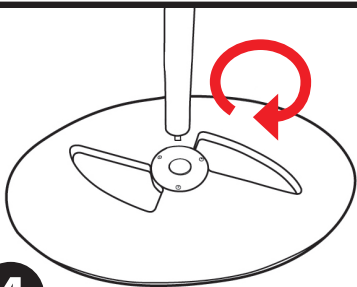
2

To connect the sectional pieces together, press the button and slide pieces together until buttons snap in place.




3

Attach the top arm to the sectional pieces you just assembled.



4

Align assembled parts over the base and screw clockwise.



5

Pull the fabric banner over the frame and over the lip of the base.

